


# user instructions

**Caution: Ensure fingers are kept clear of the folding mechanism when opening and closing this unit**



Zedup lite in folded position with carry case

①






Holding the top tray, gently raise the trays upwards  
Place your foot on the base to provide stability

②




Extend the stand to its full height

③



Whilst raising the stand note the position of the slider bars  
To ensure correct assembly the slider bars must rotate through 180 degrees

④



Lock the the base into position by sliding the 'U' shaped tabs over the slider bars



Assembled Zedup Lite

To close the stand:

- 1, Slide the 'U' shaped tabs back
- 2, Lift the trays and gently lower into the folded position (do not drop)

**Technical Specification**  
 Assembled dimensions: 1430mm (H) x 280mm (W) x 370mm (D)  
 Folded dimensions: 130mm (H) x 280mm (W) x 400mm (D)  
 Unit weight: 7.6kg approx (including carry case)  
 Maximum document dimensions: 325mm (H) x 255mm (W) x 22mm (D)  
 (Zedup Lite is suitable for A4 sized documents)

We are continually improving and modifying our product range and reserve the right to vary the specifications without prior notice. All dimensions and weights quoted are approximate and we accept no responsibility for variance. E&OE.